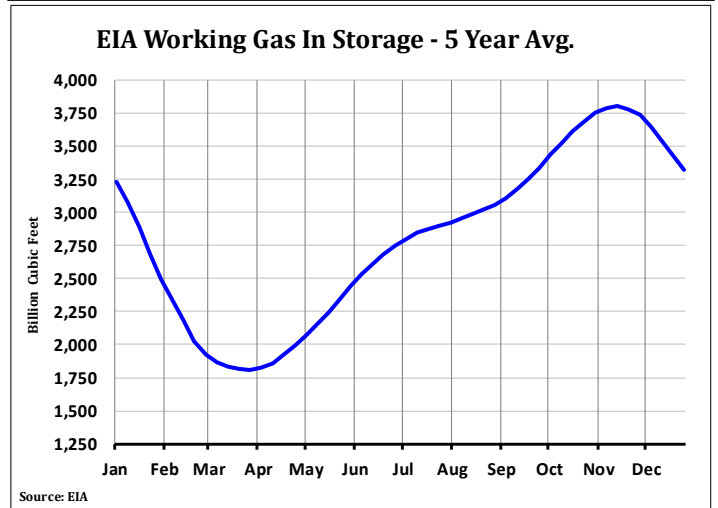
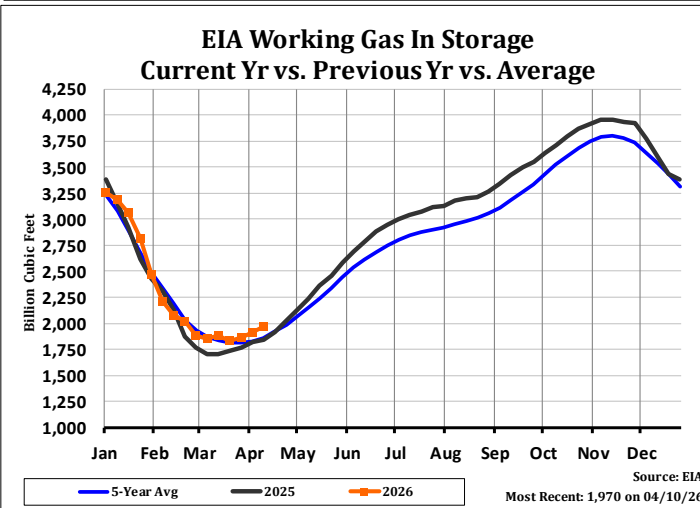
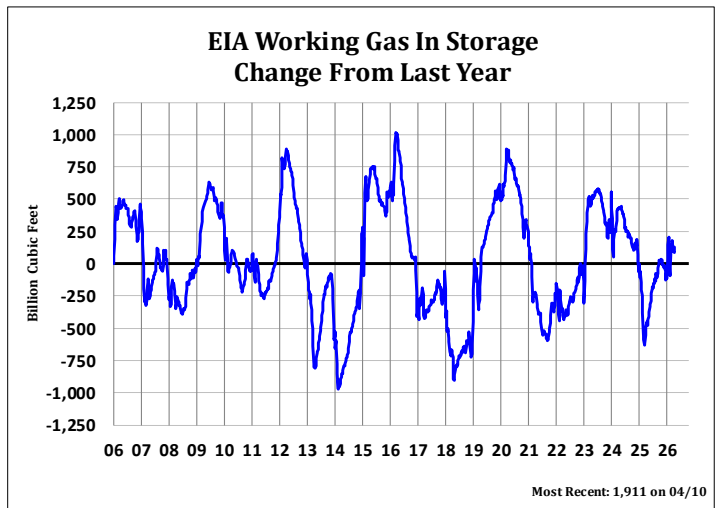
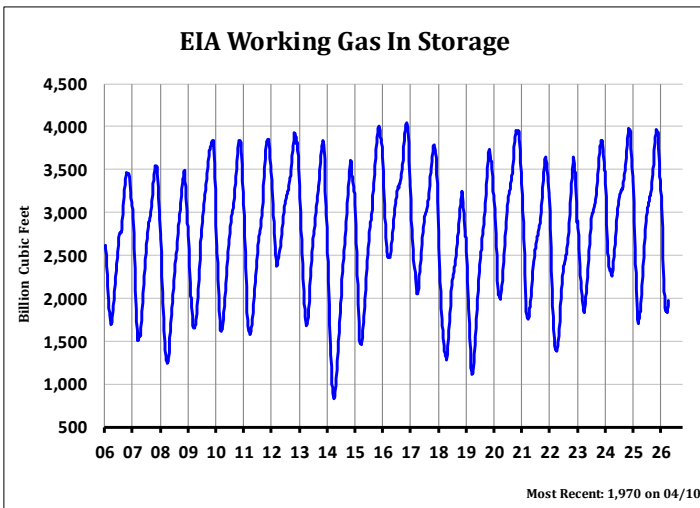


### Recent History

Date	Current Report							5 Year Extremes	
	Current	Weekly Change	Last Year	Year Ago Change	Year Ago % Change	5 Yr Average	5Yr. Avg. % Change	Max	Min
2/27/2026	1,886	-132	1,771	115	6.5%	1,929	-2.2%	2,351	1,608
3/6/2026	1,848	-38	1,707	141	8.3%	1,865	-0.9%	2,328	1,496
3/13/2026	1,883	35	1,706	177	10.4%	1,836	2.6%	2,330	1,425
3/20/2026	1,829	-54	1,739	90	5.2%	1,815	0.8%	2,306	1,396
3/27/2026	1,861	32	1,769	92	5.2%	1,811	2.8%	2,270	1,406
4/3/2026	1,911	50	1,822	89	4.9%	1,824	4.8%	2,276	1,386
4/10/2026	1,970	59	1,844	126	6.8%	1,862	5.8%	2,319	1,412
4/17/2026			1,921	77	4.2%	1,926	3.4%	2,399	1,461



\*\*\*This report includes information from sources believed to be reliable and accurate as of the date of this publication, but no independent verification has been made and we do not guarantee its accuracy or completeness. Opinions expressed are subject to change without notice. This report should not be construed as a request to engage in any transaction involving the purchase or sale of a futures contract and/or commodity option thereon. The risk of loss in trading futures contracts or commodity options can be substantial, and investors should carefully consider the inherent risks of such an investment in light of their financial condition. Any reproduction or retransmission of this report without the express written consent of The Hightower Report is strictly prohibited.