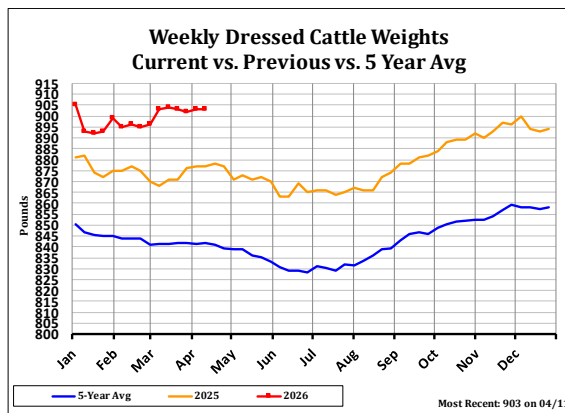
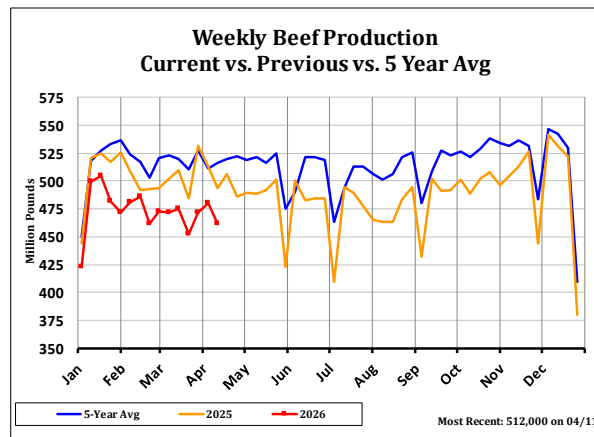
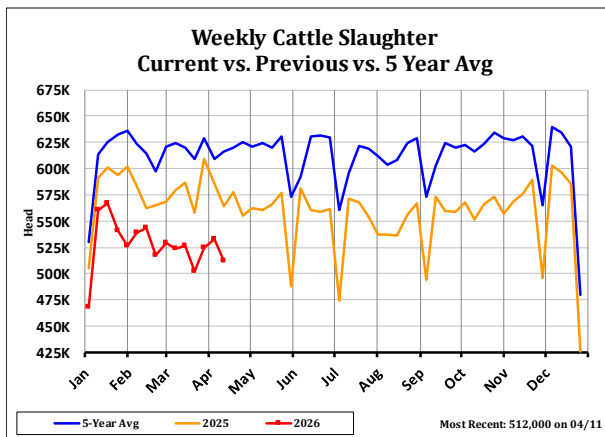


Cattle Slaughter - Recent History								
Date	Slaughter				Beef Production			
	Current	Year Ago	Year Ago % Change	5 Year Average	Current	Year Ago	Year Ago % Change	5 Year Average
	<i>Head</i>	<i>Head</i>		<i>Head</i>	<i>Mil Lbs</i>	<i>Mil Lbs</i>		<i>Mil Lbs</i>
3/7/2026	523,916	579,267	-9.6%	624,025	471.9	501.7	-5.9%	523.5
3/14/2026	526,525	586,280	-10.2%	619,426	475.2	509.8	-6.8%	519.7
3/21/2026	502,062	557,527	-9.9%	608,585	452.2	484.6	-6.7%	510.7
3/28/2026	524,392	608,580	-13.8%	628,364	472.0	531.8	-11.2%	527.4
4/4/2026(e)	533,000	586,034	-9.0%	609,396	480.4	513.2	-6.4%	511.4
4/11/2026(e)	512,000	563,972	-9.2%	616,030	461.4	493.5	-6.5%	516.8

Cattle Slaughter - Recent History				
Date	Cattle Dressed Weights			
	Current	Year Ago	Year Ago % Change	5 Year Average
	<i>Lbs</i>	<i>Lbs</i>		<i>Lbs</i>
3/7/2026	903	868	4.0%	841.4
3/14/2026	904	871	3.8%	841.4
3/21/2026	903	871	3.7%	841.8
3/28/2026	902	876	3.0%	841.6
4/4/2026(e)	903	877	3.0%	841.2
4/11/2026(e)	903	877	3.0%	841.6



***This report includes information from sources believed to be reliable and accurate as of the date of this publication, but no independent verification has been made and we do not guarantee its accuracy or completeness. Opinions expressed are subject to change without notice. This report should not be construed as a request to engage in any transaction involving the purchase or sale of a futures contract and/or commodity option thereon. The risk of loss in trading futures contracts or commodity options can be substantial, and investors should carefully consider the inherent risks of such an investment in light of their financial condition. Any reproduction or retransmission of this report without the express written consent of The Hightower Report is strictly prohibited.