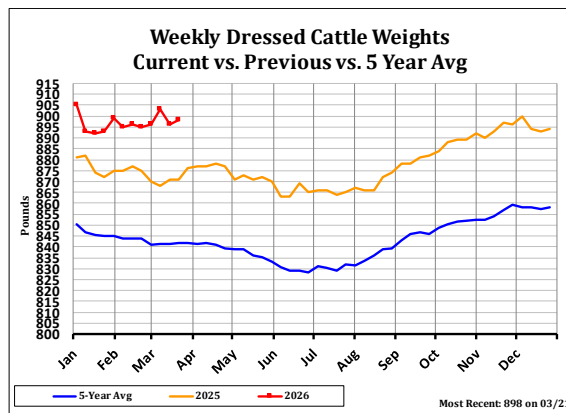
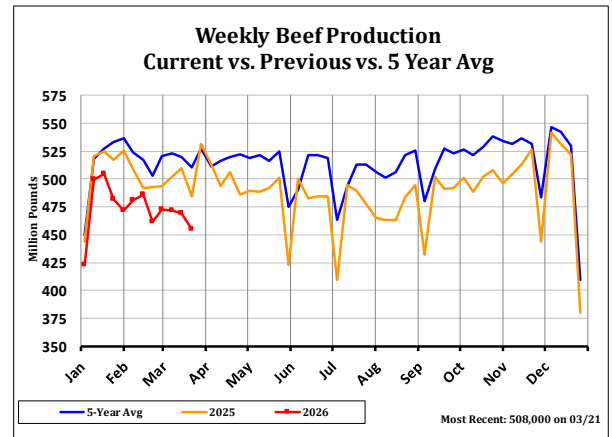
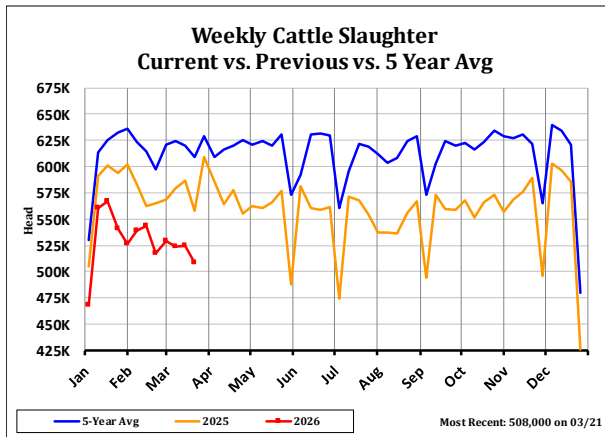


Cattle Slaughter - Recent History								
Date	Slaughter				Beef Production			
	Current	Year Ago	Year Ago % Change	5 Year Average	Current	Year Ago	Year Ago % Change	5 Year Average
	Head	Head		Head	Mil Lbs	Mil Lbs		Mil Lbs
2/14/2026	543,582	562,260	-3.3%	614,600	486.2	491.9	-1.2%	517.0
2/21/2026	517,132	564,737	-8.4%	597,694	462.0	493.0	-6.3%	502.8
2/28/2026	528,642	568,747	-7.1%	620,745	472.9	493.9	-4.3%	520.5
3/7/2026	523,916	579,267	-9.6%	624,025	471.9	501.7	-5.9%	523.5
3/14/2026(e)	525,000	586,280	-10.5%	619,426	469.4	509.8	-7.9%	519.7
3/21/2026(e)	508,000	557,527	-8.9%	608,585	455.3	484.6	-6.0%	510.7

Cattle Slaughter - Recent History				
Date	Cattle Dressed Weights			
	Current	Year Ago	Year Ago % Change	5 Year Average
	Lbs	Lbs		Lbs
2/14/2026	896	877	2.2%	843.8
2/21/2026	895	875	2.3%	843.8
2/28/2026	896	870	3.0%	841.0
3/7/2026	903	868	4.0%	841.4
3/14/2026(e)	896	871	2.9%	841.4
3/21/2026(e)	898	871	3.1%	841.8



***This report includes information from sources believed to be reliable and accurate as of the date of this publication, but no independent verification has been made and we do not guarantee its accuracy or completeness. Opinions expressed are subject to change without notice. This report should not be construed as a request to engage in any transaction involving the purchase or sale of a futures contract and/or commodity option thereon. The risk of loss in trading futures contracts or commodity options can be substantial, and investors should carefully consider the inherent risks of such an investment in light of their financial condition. Any reproduction or retransmission of this report without the express written consent of The Hightower Report is strictly prohibited.