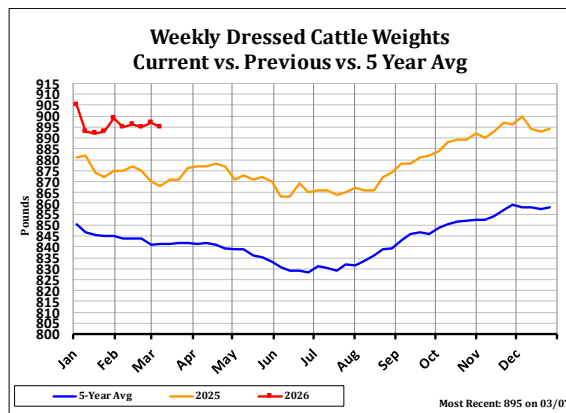
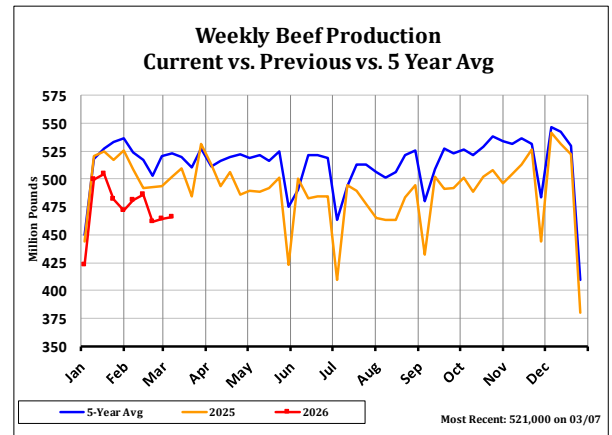
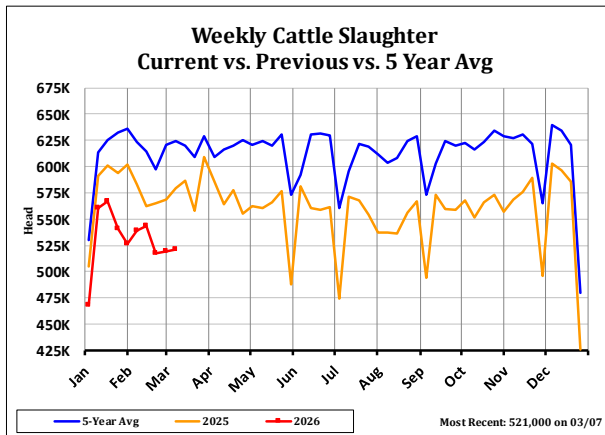


Cattle Slaughter - Recent History								
Date	Slaughter				Beef Production			
	Current	Year Ago	Year Ago % Change	5 Year Average	Current	Year Ago	Year Ago % Change	5 Year Average
	<i>Head</i>	<i>Head</i>		<i>Head</i>	<i>Mil Lbs</i>	<i>Mil Lbs</i>		<i>Mil Lbs</i>
1/31/2026	526,318	601,785	-12.5%	636,361	472.2	525.3	-10.1%	536.5
2/7/2026	538,907	582,606	-7.5%	623,028	481.2	508.6	-5.4%	524.2
2/14/2026	543,582	562,260	-3.3%	614,600	486.2	491.9	-1.2%	517.0
2/21/2026	517,132	564,737	-8.4%	597,694	462.0	493.0	-6.3%	502.8
2/28/2026(e)	519,000	568,747	-8.7%	620,745	464.4	493.9	-6.0%	520.5
3/7/2026(e)	521,000	579,267	-10.1%	624,025	465.6	501.7	-7.2%	523.5

Cattle Slaughter - Recent History				
Date	Cattle Dressed Weights			
	Current	Year Ago	Year Ago % Change	5 Year Average
	<i>Lbs</i>	<i>Lbs</i>		<i>Lbs</i>
1/31/2026	899	875	2.7%	845.0
2/7/2026	895	875	2.3%	843.8
2/14/2026	896	877	2.2%	843.8
2/21/2026	895	875	2.3%	843.8
2/28/2026(e)	897	870	3.1%	841.0
3/7/2026(e)	895	868	3.1%	841.4



***This report includes information from sources believed to be reliable and accurate as of the date of this publication, but no independent verification has been made and we do not guarantee its accuracy or completeness. Opinions expressed are subject to change without notice. This report should not be construed as a request to engage in any transaction involving the purchase or sale of a futures contract and/or commodity option thereon. The risk of loss in trading futures contracts or commodity options can be substantial, and investors should carefully consider the inherent risks of such an investment in light of their financial condition. Any reproduction or retransmission of this report without the express written consent of The Hightower Report is strictly prohibited.