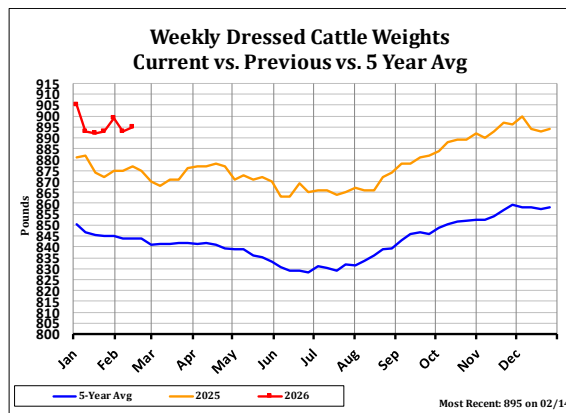
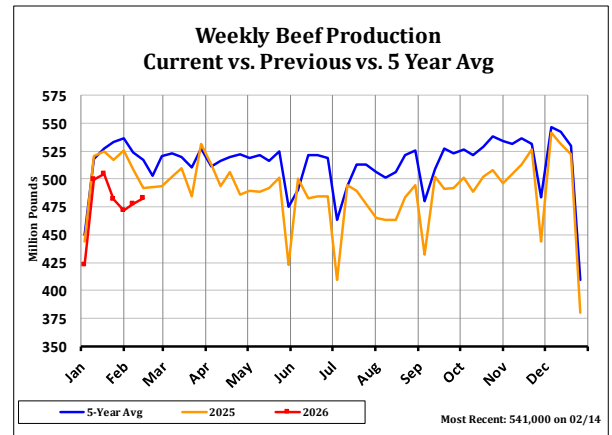
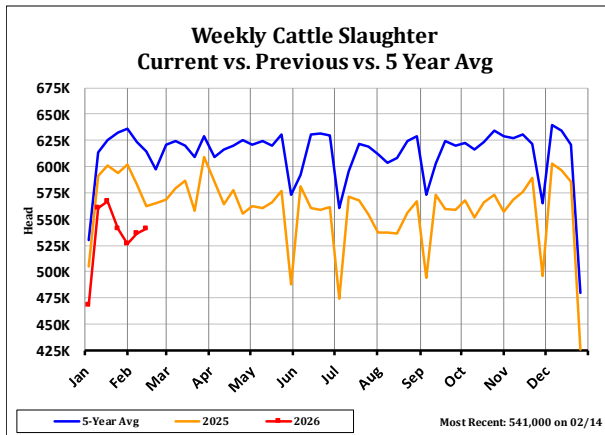


Cattle Slaughter - Recent History								
Date	Slaughter				Beef Production			
	Current	Year Ago	Year Ago % Change	5 Year Average	Current	Year Ago	Year Ago % Change	5 Year Average
	Head	Head		Head	Mil Lbs	Mil Lbs		Mil Lbs
1/10/2026	560,869	591,422	-5.2%	613,775	499.7	520.4	-4.0%	518.3
1/17/2026	566,512	601,259	-5.8%	624,767	504.3	524.6	-3.9%	527.0
1/24/2026	540,305	593,858	-9.0%	632,287	481.6	517.1	-6.9%	532.9
1/31/2026	526,318	601,785	-12.5%	636,361	472.2	525.3	-10.1%	536.5
2/7/2026(e)	536,000	582,606	-8.0%	623,028	477.5	508.6	-6.1%	524.2
2/14/2026(e)	541,000	562,260	-3.8%	614,600	483.1	491.9	-1.8%	517.0

Cattle Slaughter - Recent History				
Date	Cattle Dressed Weights			
	Current	Year Ago	Year Ago % Change	5 Year Average
	Lbs	Lbs		Lbs
1/10/2026	893	882	1.2%	846.8
1/17/2026	892	874	2.1%	845.6
1/24/2026	893	872	2.4%	845.0
1/31/2026	899	875	2.7%	845.0
2/7/2026(e)	893	875	2.1%	843.8
2/14/2026(e)	895	877	2.1%	843.8



\*\*\*This report includes information from sources believed to be reliable and accurate as of the date of this publication, but no independent verification has been made and we do not guarantee its accuracy or completeness. Opinions expressed are subject to change without notice. This report should not be construed as a request to engage in any transaction involving the purchase or sale of a futures contract and/or commodity option thereon. The risk of loss in trading futures contracts or commodity options can be substantial, and investors should carefully consider the inherent risks of such an investment in light of their financial condition. Any reproduction or retransmission of this report without the express written consent of The Hightower Report is strictly prohibited.