

Friday, January 16, 2026

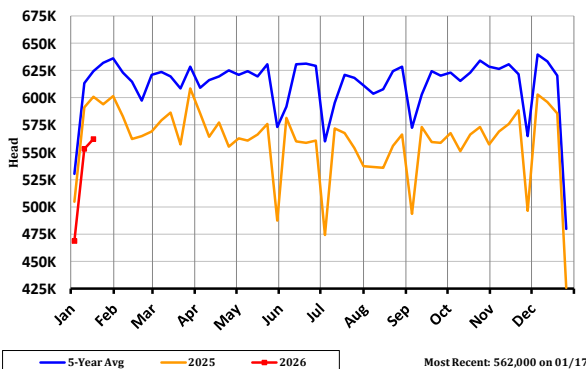
Cattle Slaughter - Recent History

Date	Slaughter				Beef Production			
	Current	Year Ago	Year Ago % Change	5 Year Average	Current	Year Ago	Year Ago % Change	5 Year Average
	Head	Head		Head	Mil Lbs	Mil Lbs		Mil Lbs
12/13/2025	595,972	609,630	-2.2%	647,338	531.7	527.8	0.7%	547.5
12/20/2025	585,601	615,629	-4.9%	634,313	522.0	536.0	-2.6%	535.8
12/27/2025	425,745	433,042	-1.7%	477,607	380.0	377.5	0.7%	402.6
1/3/2026	468,331	504,893	-7.2%	530,234	422.9	444.0	-4.8%	449.7
1/10/2026(e)	553,000	591,422	-6.5%	613,775	493.3	520.4	-5.2%	518.3
1/17/2026(e)	562,000	601,259	-6.5%	624,767	503.4	524.6	-4.0%	527.0

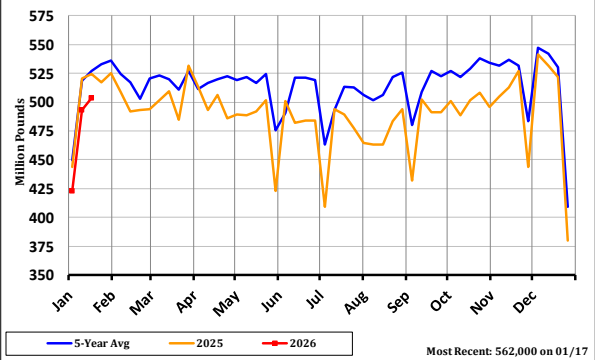
Cattle Slaughter - Recent History

Date	Cattle Dressed Weights			
	Current	Year Ago	Year Ago % Change	5 Year Average
	Lbs	Lbs		Lbs
12/13/2025	894	868	3.0%	848.0
12/20/2025	893	873	2.3%	847.0
12/27/2025	894	874	2.3%	845.6
1/3/2026	905	881	2.7%	850.4
1/10/2026(e)	894	882	1.4%	846.8
1/17/2026(e)	897	874	2.6%	845.6

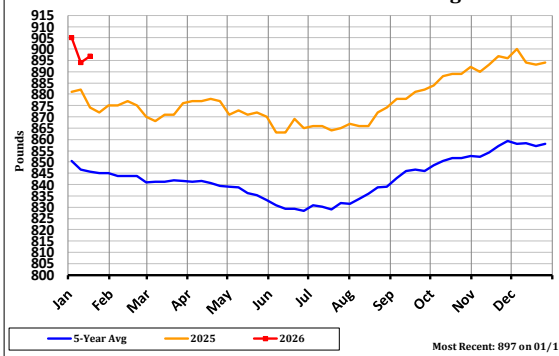
Weekly Cattle Slaughter
Current vs. Previous vs. 5 Year Avg



Weekly Beef Production
Current vs. Previous vs. 5 Year Avg



Weekly Dressed Cattle Weights
Current vs. Previous vs. 5 Year Avg



***This report includes information from sources believed to be reliable and accurate as of the date of this publication, but no independent verification has been made and we do not guarantee its accuracy or completeness. Opinions expressed are subject to change without notice. This report should not be construed as a request to engage in any transaction involving the purchase or sale of a futures contract and/or commodity option thereon. The risk of loss in trading futures contracts or commodity options can be substantial, and investors should carefully consider the inherent risks of such an investment in light of their financial condition. Any reproduction or retransmission of this report without the express written consent of The Hightower Report is strictly prohibited.

