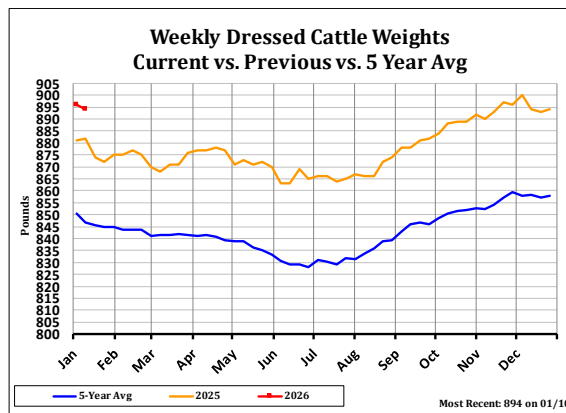
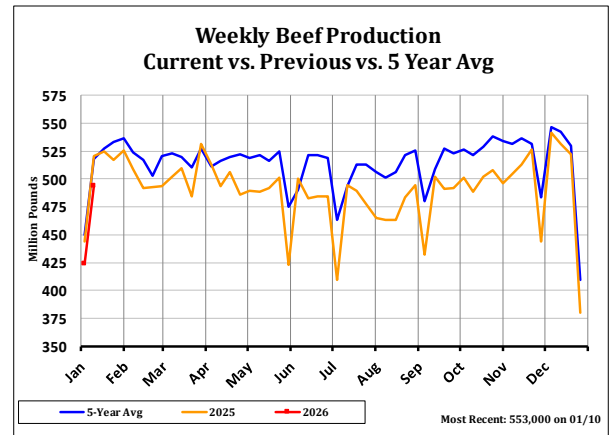
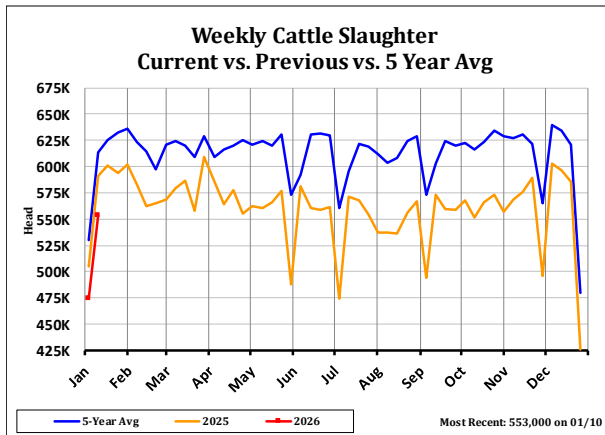


Cattle Slaughter - Recent History								
Date	Slaughter				Beef Production			
	Current	Year Ago	Year Ago % Change	5 Year Average	Current	Year Ago	Year Ago % Change	5 Year Average
	<i>Head</i>	<i>Head</i>		<i>Head</i>	<i>Mil Lbs</i>	<i>Mil Lbs</i>		<i>Mil Lbs</i>
12/6/2025	602,929	614,183	-1.8%	652,915	541.4	532.5	1.7%	551.1
12/13/2025	595,972	609,630	-2.2%	647,338	531.7	527.8	0.7%	547.5
12/20/2025	585,601	615,629	-4.9%	634,313	522.0	536.0	-2.6%	535.8
12/27/2025	425,745	433,042	-1.7%	477,607	380.0	377.5	0.7%	402.6
1/3/2026(e)	474,000	504,893	-6.1%	530,234	423.7	444.0	-4.6%	449.7
1/10/2026(e)	553,000	591,422	-6.5%	613,775	493.3	520.4	-5.2%	518.3

Cattle Slaughter - Recent History				
Date	Cattle Dressed Weights			
	Current	Year Ago	Year Ago % Change	5 Year Average
	<i>Lbs</i>	<i>Lbs</i>		<i>Lbs</i>
12/6/2025	900	869	3.6%	846.2
12/13/2025	894	868	3.0%	848.0
12/20/2025	893	873	2.3%	847.0
12/27/2025	894	874	2.3%	845.6
1/3/2026(e)	896	881	1.7%	850.4
1/10/2026(e)	894	882	1.4%	846.8



***This report includes information from sources believed to be reliable and accurate as of the date of this publication, but no independent verification has been made and we do not guarantee its accuracy or completeness. Opinions expressed are subject to change without notice. This report should not be construed as a request to engage in any transaction involving the purchase or sale of a futures contract and/or commodity option thereon. The risk of loss in trading futures contracts or commodity options can be substantial, and investors should carefully consider the inherent risks of such an investment in light of their financial condition. Any reproduction or retransmission of this report without the express written consent of The Hightower Report is strictly prohibited.