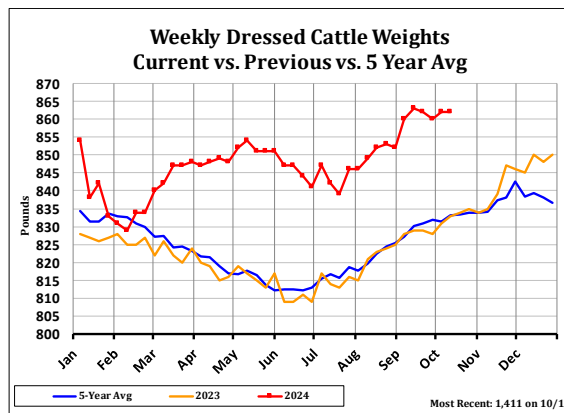
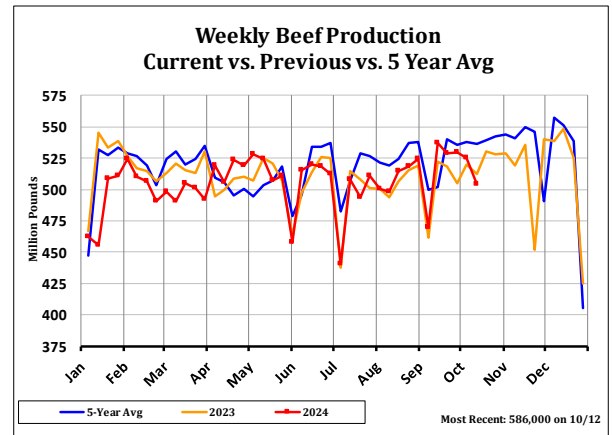
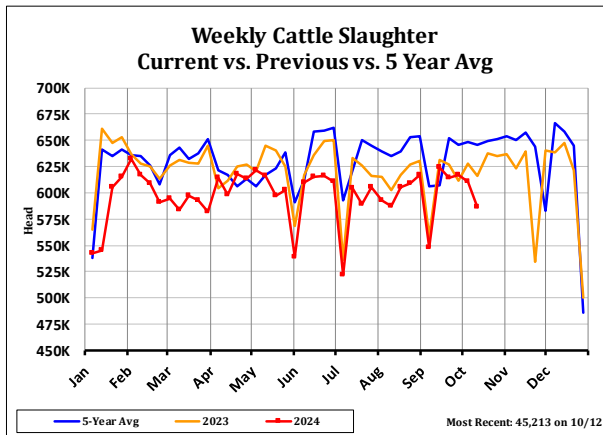


Cattle Slaughter - Recent History								
Date	Slaughter				Beef Production			
	Current	Year Ago	Year Ago % Change	5 Year Average	Current	Year Ago	Year Ago % Change	5 Year Average
	<i>Head</i>	<i>Head</i>		<i>Head</i>	<i>Mil Lbs</i>	<i>Mil Lbs</i>		<i>Mil Lbs</i>
9/7/2024	547,805	558,921	-2.0%	605,751	469.9	461.8	1.8%	499.9
9/14/2024	623,990	631,200	-1.1%	606,641	537.4	521.9	3.0%	502.3
9/21/2024	614,409	626,639	-2.0%	651,661	528.8	518.4	2.0%	540.4
9/28/2024	616,922	611,682	0.9%	645,998	529.8	505.1	4.9%	535.9
10/5/2024(e)	611,000	627,495	-2.6%	648,601	525.4	520.1	1.0%	538.1
10/12/2024(e)	586,000	616,259	-4.9%	645,509	504.1	512.4	-1.6%	536.7

Cattle Slaughter - Recent History				
Date	Cattle Dressed Weights			
	Current	Year Ago	Year Ago % Change	5 Year Average
	<i>Lbs</i>	<i>Lbs</i>		<i>Lbs</i>
9/7/2024	860	828	3.9%	827.2
9/14/2024	863	829	4.1%	830.2
9/21/2024	862	829	4.0%	831.0
9/28/2024	860	828	3.9%	831.8
10/5/2024(e)	862	831	3.7%	831.4
10/12/2024(e)	862	833	3.5%	833.2



***This report includes information from sources believed to be reliable and accurate as of the date of this publication, but no independent verification has been made and we do not guarantee its accuracy or completeness. Opinions expressed are subject to change without notice. This report should not be construed as a request to engage in any transaction involving the purchase or sale of a futures contract and/or commodity option thereon. The risk of loss in trading futures contracts or commodity options can be substantial, and investors should carefully consider the inherent risks of such an investment in light of their financial condition. Any reproduction or retransmission of this report without the express written consent of The Hightower Report is strictly prohibited.