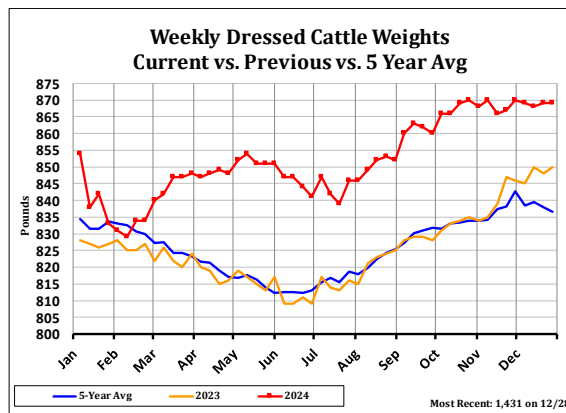
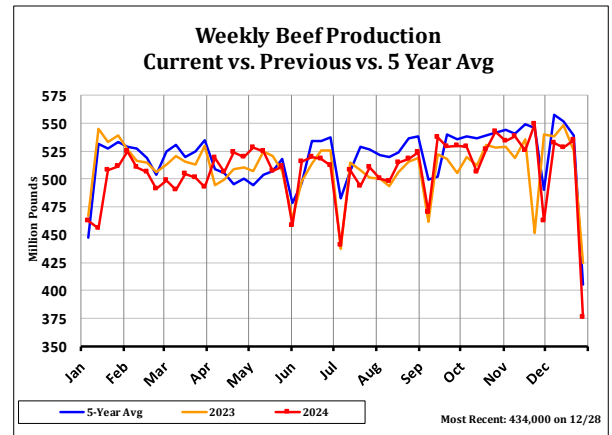
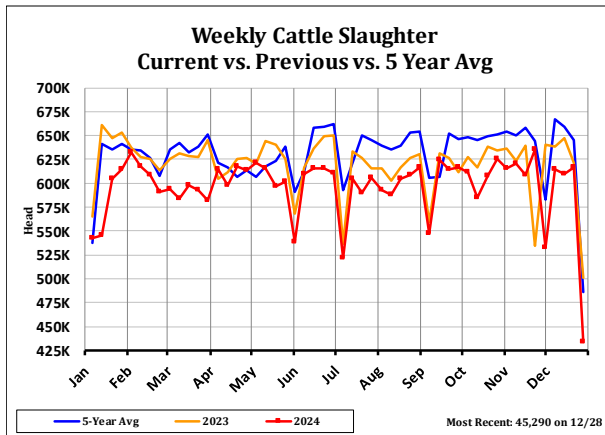


Cattle Slaughter - Recent History								
Date	Slaughter				Beef Production			
	Current	Year Ago	Year Ago % Change	5 Year Average	Current	Year Ago	Year Ago % Change	5 Year Average
	Head	Head		Head	Mil Lbs	Mil Lbs		Mil Lbs
11/23/2024	635,308	534,488	18.9%	643,975	549.5	451.6	21.7%	546.0
11/30/2024	532,898	639,915	-16.7%	583,082	462.5	540.4	-14.4%	490.4
12/7/2024	614,183	638,200	-3.8%	666,494	532.5	538.4	-1.1%	557.6
12/14/2024	609,630	647,172	-5.8%	658,674	527.8	548.7	-3.8%	551.6
12/21/2024(e)	617,000	621,036	-0.6%	644,861	534.7	525.5	1.8%	539.0
12/28/2024(e)	434,000	500,521	-13.3%	485,983	376.2	424.6	-11.4%	405.6

Cattle Slaughter - Recent History				
Date	Cattle Dressed Weights			
	Current	Year Ago	Year Ago % Change	5 Year Average
	Lbs	Lbs		Lbs
11/23/2024	867	847	2.4%	838.2
11/30/2024	870	846	2.8%	842.6
12/7/2024	869	845	2.8%	838.4
12/14/2024	868	850	2.1%	839.4
12/21/2024(e)	869	848	2.5%	838.0
12/28/2024(e)	869	850	2.2%	836.6



***This report includes information from sources believed to be reliable and accurate as of the date of this publication, but no independent verification has been made and we do not guarantee its accuracy or completeness. Opinions expressed are subject to change without notice. This report should not be construed as a request to engage in any transaction involving the purchase or sale of a futures contract and/or commodity option thereon. The risk of loss in trading futures contracts or commodity options can be substantial, and investors should carefully consider the inherent risks of such an investment in light of their financial condition. Any reproduction or retransmission of this report without the express written consent of The Hightower Report is strictly prohibited.