

Data for the Week Ending: April 9, 2026

Soybeans							
Week Ending	Current	Wk Pace to Hit USDA Est.	Cumulative		Percent of USDA Est		Current In Million Bu.
			Current Yr	Year Ago	Current	5 Year Avg	
9-Apr	814,562	509,067	31,510,488	42,146,507	75.2%	83.0%	29.930
2-Apr	804,892	524,515	30,670,386	41,591,614	73.2%	82.0%	29.575
26-Mar	694,076	540,677	29,783,385	40,774,757	71.1%	80.8%	25.503
19-Mar	1,114,711	543,259	29,182,214	39,956,887	69.6%	79.6%	40.959
12-Mar	981,213	566,906	28,061,287	39,123,071	67.0%	78.3%	36.053
2025-26 Marketing Year							

Corn							
Week Ending	Current	Wk Pace to Hit USDA Est.	Cumulative		Percent of USDA Est		Current In Million Bu.
			Current Yr	Year Ago	Current	5 Year Avg	
9-Apr	1,782,577	1,644,263	50,230,056	37,514,508	59.9%	49.7%	70.177
2-Apr	2,052,467	1,649,883	48,465,365	35,684,528	57.8%	47.4%	80.802
26-Mar	1,879,892	1,669,618	46,372,846	34,071,068	55.3%	44.9%	74.008
19-Mar	1,702,651	1,674,842	44,580,849	32,352,764	53.2%	42.6%	67.030
12-Mar	1,670,829	1,676,373	42,868,613	30,804,743	51.1%	40.2%	65.778
2025-26 Marketing Year							

Wheat							
Week Ending	Current	Wk Pace to Hit USDA Est.	Cumulative		Percent of USDA Est		Current In Million Bu.
			Current Yr	Year Ago	Current	5 Year Avg	
9-Apr	320,797	466,253	21,026,407	18,341,264	85.9%	80.9%	11.787
2-Apr	342,884	453,600	20,666,798	17,728,820	84.4%	78.7%	12.599
26-Mar	386,254	444,897	20,295,257	17,393,432	82.9%	76.8%	14.192
19-Mar	459,467	437,310	19,929,483	16,891,923	81.4%	75.0%	16.883
12-Mar	343,659	439,225	19,470,288	16,406,655	79.5%	73.0%	12.627
2025-26 Marketing Year							

Top Destinations

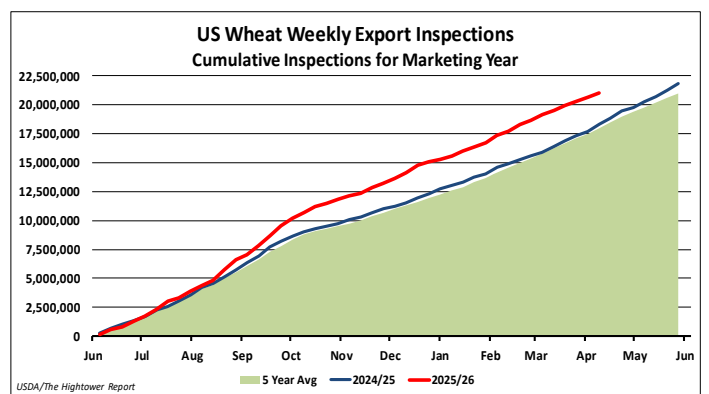
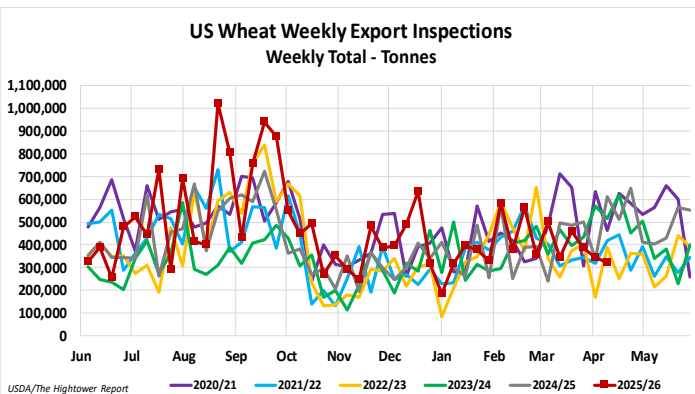
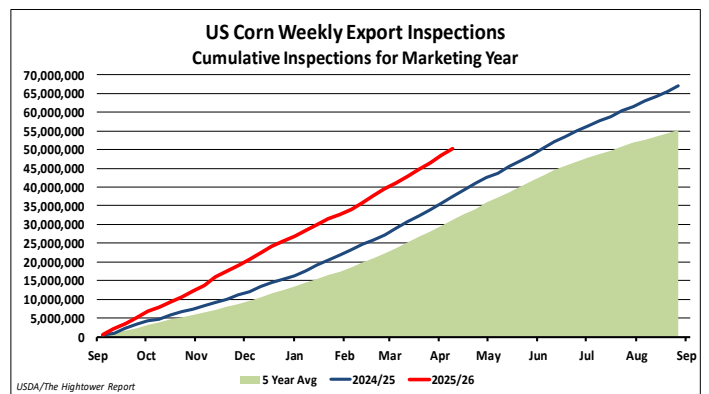
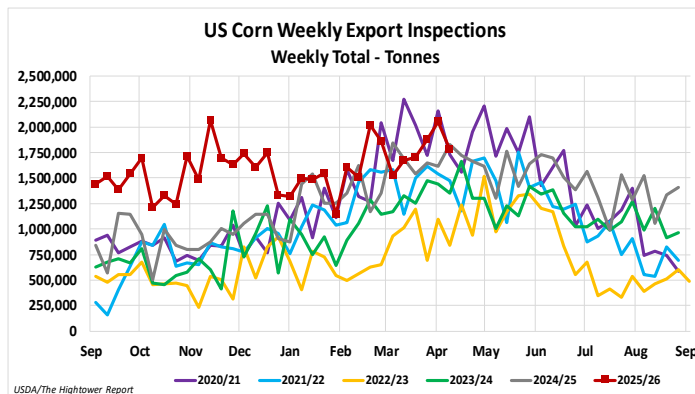
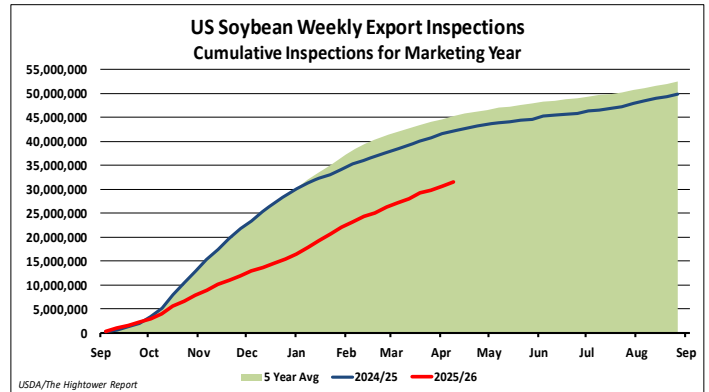
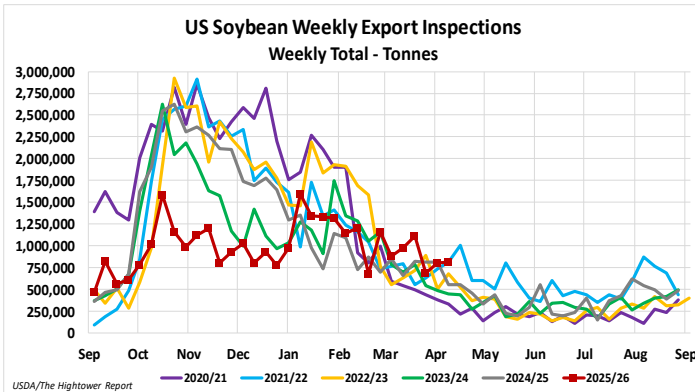
Soybeans	
Total	814,562
China	345,815
Egypt	224,841
Mexico	80,955
Indonesia	44,863
Vietnam	27,637

Corn	
Total	1,782,577
Mexico	579,076
Japan	205,930
South Korea	202,404
Colombia	181,137
Spain	178,776

Wheat	
Total	320,797
Mexico	113,955
Taiwan	55,346
Philippines	52,812
Panama	29,489
Nigeria	28,404

See Charts on Page 2!

This report includes information from sources believed to be reliable and accurate as of the date of this publication, but no independent verification has been made and we do not guarantee its accuracy or completeness. Opinions expressed are subject to change without notice. Any information or recommendation contained herein: (i) is not based on, or tailored to, the commodity interest or cash market positions or other circumstances or characterizations of particular investors or traders; (ii) is not customized or personalized for any such investor or trader; and (iii) does not take into consideration, among other things, risk tolerance, net worth, or available risk capital. Any use or reliance upon the information or recommendations is at the sole discretion and election of the subscriber. The risk of loss in trading futures contracts or commodity options can be substantial, and traders should carefully consider the inherent risks of such trading in light of their financial condition. Any reproduction or retransmission of this report without the express written consent of The Hightower Report is strictly prohibited.



This report includes information from sources believed to be reliable and accurate as of the date of this publication, but no independent verification has been made and we do not guarantee its accuracy or completeness. Opinions expressed are subject to change without notice. Any information or recommendation contained herein: (i) is not based on, or tailored to, the commodity interest or cash market positions or other circumstances or characterizations of particular investors or traders; (ii) is not customized or personalized for any such investor or trader; and (iii) does not take into consideration, among other things, risk tolerance, net worth, or available risk capital. Any use or reliance upon the information or recommendations is at the sole discretion and election of the subscriber. The risk of loss in trading futures contracts or commodity options can be substantial, and traders should carefully consider the inherent risks of such trading in light of their financial condition. Any reproduction or retransmission of this report without the express written consent of The Hightower Report is strictly prohibited.