

Data for the Week Ending: March 26, 2026

Soybeans							
Week Ending	Current	Wk Pace to Hit USDA Est.	Cumulative		Percent of USDA Est		Current In Million Bu.
			Current Yr	Year Ago	Current	5 Year Avg	
26-Mar	586,427	583,034	29,783,385	40,774,757	69.5%	80.8%	21.547
19-Mar	1,114,711	583,808	29,182,214	39,956,887	68.1%	79.6%	40.959
12-Mar	981,213	605,795	28,061,287	39,123,071	65.5%	78.3%	36.053
5-Mar	887,003	620,290	27,086,903	38,458,451	63.2%	77.1%	32.592
26-Feb	1,162,033	631,032	26,182,723	37,600,985	61.1%	75.7%	42.697
2025-26 Marketing Year							

Corn							
Week Ending	Current	Wk Pace to Hit USDA Est.	Cumulative		Percent of USDA Est		Current In Million Bu.
			Current Yr	Year Ago	Current	5 Year Avg	
26-Mar	1,789,524	1,556,370	46,372,846	34,071,068	57.1%	44.9%	70.450
19-Mar	1,702,651	1,566,427	44,580,849	32,352,764	54.8%	42.6%	67.030
12-Mar	1,670,829	1,572,396	42,868,613	30,804,743	52.7%	40.2%	65.778
5-Mar	1,522,501	1,575,982	41,205,017	29,112,445	50.7%	37.8%	59.938
26-Feb	1,859,089	1,576,374	39,618,674	27,268,257	48.7%	35.4%	73.189
2025-26 Marketing Year							

Wheat							
Week Ending	Current	Wk Pace to Hit USDA Est.	Cumulative		Percent of USDA Est		Current In Million Bu.
			Current Yr	Year Ago	Current	5 Year Avg	
26-Mar	364,219	444,897	20,295,257	17,393,432	82.9%	76.8%	13.383
19-Mar	459,467	437,310	19,929,483	16,891,923	81.4%	75.0%	16.883
12-Mar	343,659	439,225	19,470,288	16,406,655	79.5%	73.0%	12.627
5-Mar	498,596	431,698	19,124,607	15,910,863	78.1%	71.0%	18.320
26-Feb	354,518	437,312	18,617,519	15,669,217	76.0%	69.3%	13.026
2025-26 Marketing Year							

Top Destinations

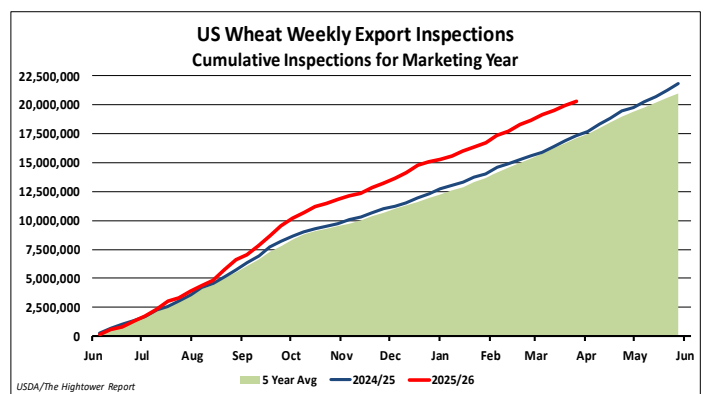
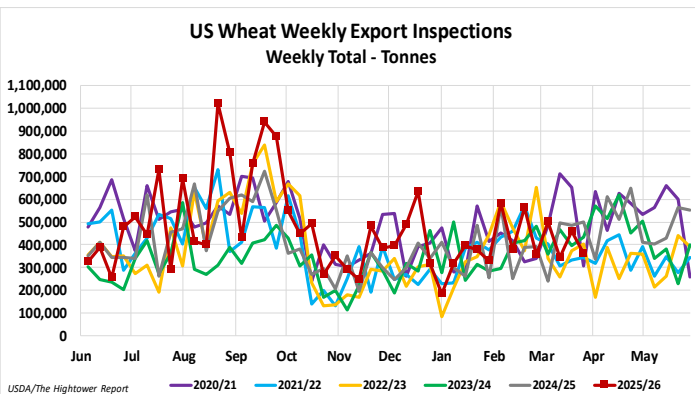
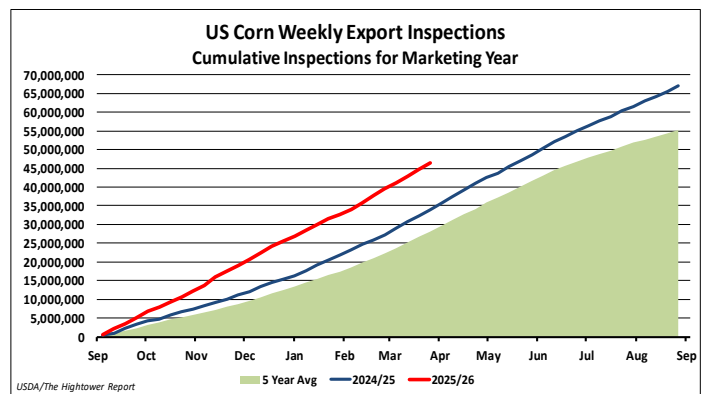
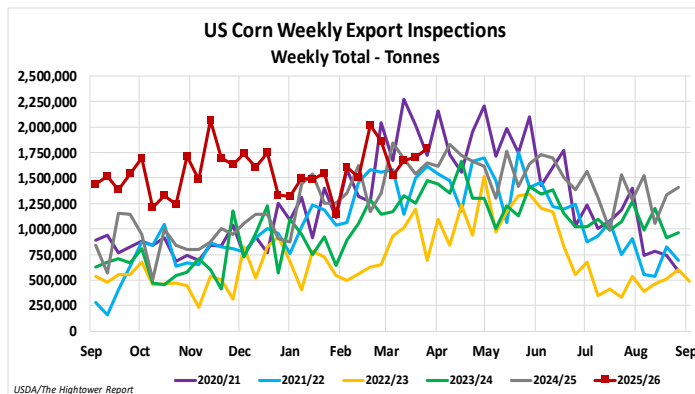
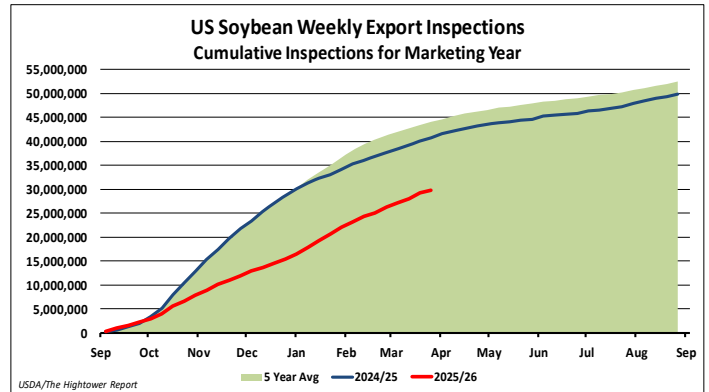
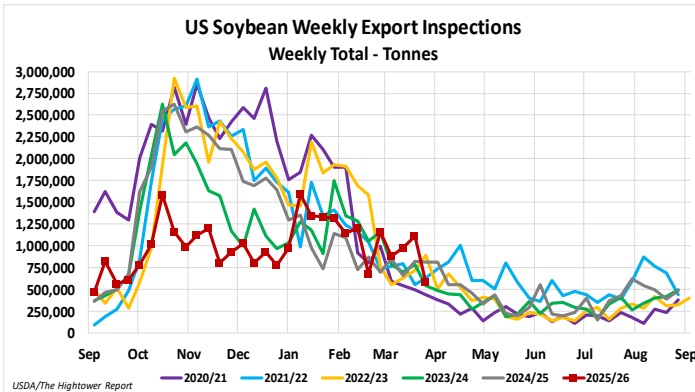
Soybeans	
Total	586,427
China	270,424
Indonesia	80,716
Egypt	53,245
Mexico	43,009
South Korea	27,290

Corn	
Total	1,789,524
Mexico	369,216
Japan	326,353
South Korea	278,764
Colombia	183,058
Morocco	101,025

Wheat	
Total	364,219
Japan	107,579
Nigeria	90,291
Mexico	85,263
Philippines	58,798
Nicaragua	9,790

See Charts on Page 2!

This report includes information from sources believed to be reliable and accurate as of the date of this publication, but no independent verification has been made and we do not guarantee its accuracy or completeness. Opinions expressed are subject to change without notice. Any information or recommendation contained herein: (i) is not based on, or tailored to, the commodity interest or cash market positions or other circumstances or characterizations of particular investors or traders; (ii) is not customized or personalized for any such investor or trader; and (iii) does not take into consideration, among other things, risk tolerance, net worth, or available risk capital. Any use or reliance upon the information or recommendations is at the sole discretion and election of the subscriber. The risk of loss in trading futures contracts or commodity options can be substantial, and traders should carefully consider the inherent risks of such trading in light of their financial condition. Any reproduction or retransmission of this report without the express written consent of The Hightower Report is strictly prohibited.



This report includes information from sources believed to be reliable and accurate as of the date of this publication, but no independent verification has been made and we do not guarantee its accuracy or completeness. Opinions expressed are subject to change without notice. Any information or recommendation contained herein: (i) is not based on, or tailored to, the commodity interest or cash market positions or other circumstances or characterizations of particular investors or traders; (ii) is not customized or personalized for any such investor or trader; and (iii) does not take into consideration, among other things, risk tolerance, net worth, or available risk capital. Any use or reliance upon the information or recommendations is at the sole discretion and election of the subscriber. The risk of loss in trading futures contracts or commodity options can be substantial, and traders should carefully consider the inherent risks of such trading in light of their financial condition. Any reproduction or retransmission of this report without the express written consent of The Hightower Report is strictly prohibited.