

Data for the Week Ending: March 12, 2026

Soybeans							
		Wk Pace to Hit USDA Est.	Cumulative		Percent of USDA Est		Current In Million Bu.
Week Ending	Current		Current Yr	Year Ago	Current	5 Year Avg	
12-Mar	966,082	605,795	28,061,287	39,123,071	65.5%	78.3%	35.497
5-Mar	887,003	620,290	27,086,903	38,458,451	63.2%	77.1%	32.592
26-Feb	1,162,033	631,032	26,182,723	37,600,985	61.1%	75.7%	42.697
19-Feb	681,545	649,937	25,033,167	36,898,825	58.4%	74.1%	25.042
12-Feb	1,215,299	651,150	24,348,735	36,019,599	56.8%	72.0%	44.655
2025-26 Marketing Year							

Corn							
		Wk Pace to Hit USDA Est.	Cumulative		Percent of USDA Est		Current In Million Bu.
Week Ending	Current		Current Yr	Year Ago	Current	5 Year Avg	
12-Mar	1,658,771	1,572,396	42,868,613	30,804,743	52.7%	40.2%	65.303
5-Mar	1,522,501	1,575,982	41,205,017	29,112,445	50.7%	37.8%	59.938
26-Feb	1,859,089	1,576,374	39,618,674	27,268,257	48.7%	35.4%	73.189
19-Feb	2,020,239	1,587,219	37,744,861	25,915,684	46.4%	33.4%	79.533
12-Feb	1,504,851	1,602,368	35,726,976	24,749,316	44.0%	31.5%	59.243
2025-26 Marketing Year							

Wheat							
		Wk Pace to Hit USDA Est.	Cumulative		Percent of USDA Est		Current In Million Bu.
Week Ending	Current		Current Yr	Year Ago	Current	5 Year Avg	
12-Mar	343,022	439,225	19,470,288	16,406,655	79.5%	73.0%	12.604
5-Mar	498,596	431,698	19,124,607	15,910,863	78.1%	71.0%	18.320
26-Feb	354,518	437,312	18,617,519	15,669,217	76.0%	69.3%	13.026
19-Feb	563,420	432,918	18,243,611	15,278,528	74.5%	67.3%	20.702
12-Feb	377,973	439,827	17,704,091	14,888,976	72.3%	65.4%	13.888
2025-26 Marketing Year							

## Top Destinations

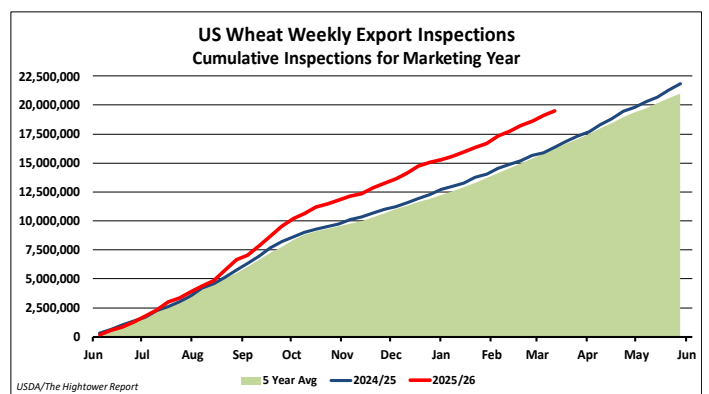
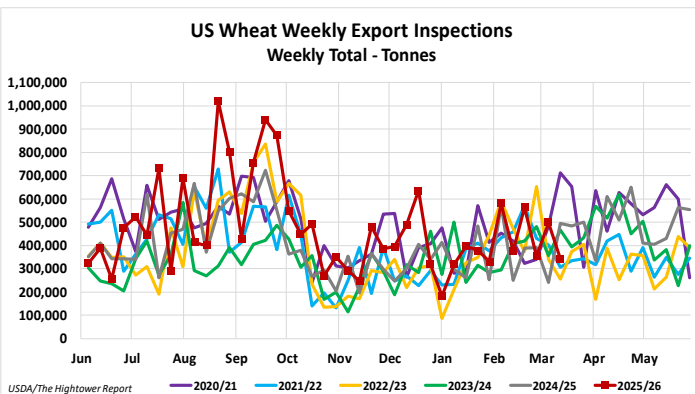
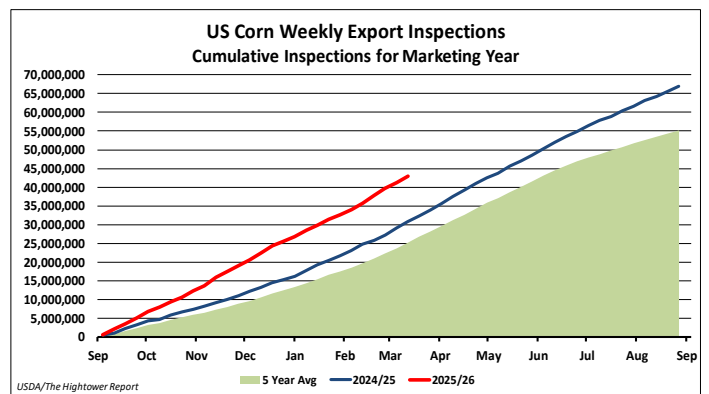
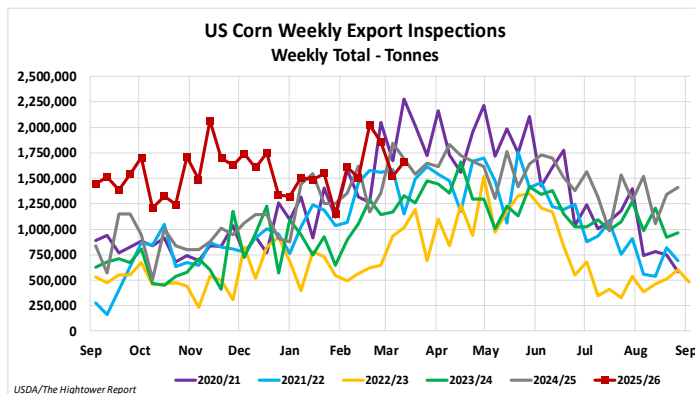
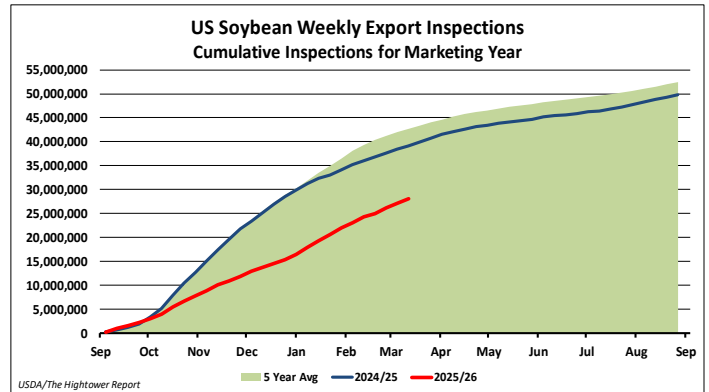
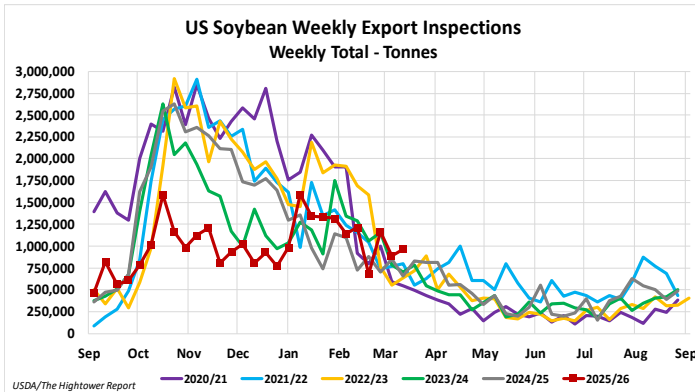
Soybeans	
Total	966,082
China	545,858
Egypt	224,944
Mexico	80,194
Indonesia	38,741
Saudi Arabia	20,095

Corn	
Total	1,658,771
Mexico	433,846
Japan	281,957
Colombia	150,849
Spain	142,343
South Korea	134,091

Wheat	
Total	343,022
Mexico	79,566
Philippines	62,647
Bangladesh	56,690
South Korea	47,410
Dominican Rep.	40,013

**See Charts on Page 2!**

This report includes information from sources believed to be reliable and accurate as of the date of this publication, but no independent verification has been made and we do not guarantee its accuracy or completeness. Opinions expressed are subject to change without notice. Any information or recommendation contained herein: (i) is not based on, or tailored to, the commodity interest or cash market positions or other circumstances or characterizations of particular investors or traders; (ii) is not customized or personalized for any such investor or trader; and (iii) does not take into consideration, among other things, risk tolerance, net worth, or available risk capital. Any use or reliance upon the information or recommendations is at the sole discretion and election of the subscriber. The risk of loss in trading futures contracts or commodity options can be substantial, and traders should carefully consider the inherent risks of such trading in light of their financial condition. Any reproduction or retransmission of this report without the express written consent of The Hightower Report is strictly prohibited.



This report includes information from sources believed to be reliable and accurate as of the date of this publication, but no independent verification has been made and we do not guarantee its accuracy or completeness. Opinions expressed are subject to change without notice. Any information or recommendation contained herein: (i) is not based on, or tailored to, the commodity interest or cash market positions or other circumstances or characterizations of particular investors or traders; (ii) is not customized or personalized for any such investor or trader; and (iii) does not take into consideration, among other things, risk tolerance, net worth, or available risk capital. Any use or reliance upon the information or recommendations is at the sole discretion and election of the subscriber. The risk of loss in trading futures contracts or commodity options can be substantial, and traders should carefully consider the inherent risks of such trading in light of their financial condition. Any reproduction or retransmission of this report without the express written consent of The Hightower Report is strictly prohibited.