

Data for the Week Ending: November 21, 2024

| Soybeans | | | | | | | |
|-------------------------------|-----------|-----------------------------|------------|------------|---------------------|------------|---------------------------|
| Week Ending | Current | Wk Pace to Hit USDA Est. | Cumulative | | Percent of USDA Est | | Current In Million Bu. |
| | | | Current Yr | Year Ago | Current | 5 Year Avg | |
| 21-Nov | 2,102,002 | 744,228 | 19,688,252 | 17,583,745 | 39.6% | 34.3% | 77.235 |
| 14-Nov | 2,266,415 | 779,593 | 17,483,956 | 16,009,661 | 35.2% | 30.5% | 83.276 |
| 7-Nov | 2,363,141 | 814,504 | 15,228,132 | 14,378,130 | 30.7% | 26.6% | 86.831 |
| 31-Oct | 2,307,852 | 851,792 | 12,799,577 | 12,366,821 | 25.8% | 22.3% | 84.799 |
| 24-Oct | 2,628,439 | 886,617 | 10,405,534 | 10,183,448 | 20.9% | 18.1% | 96.579 |
| 2024-25 Marketing Year | | | | | | | |

| Corn | | | | | | | |
|-------------------------------|---------|-----------------------------|------------|-----------|---------------------|------------|---------------------------|
| Week Ending | Current | Wk Pace to Hit USDA Est. | Cumulative | | Percent of USDA Est | | Current In Million Bu. |
| | | | Current Yr | Year Ago | Current | 5 Year Avg | |
| 21-Nov | 903,049 | 1,217,092 | 10,028,578 | 7,291,645 | 17.0% | 12.7% | 35.551 |
| 14-Nov | 873,661 | 1,211,017 | 9,062,303 | 6,871,783 | 15.3% | 11.5% | 34.395 |
| 7-Nov | 797,247 | 1,201,945 | 8,234,890 | 6,270,715 | 13.9% | 10.2% | 31.386 |
| 31-Oct | 797,639 | 1,192,929 | 7,423,217 | 5,552,051 | 12.6% | 9.2% | 31.402 |
| 24-Oct | 840,435 | 1,184,132 | 6,619,884 | 4,977,493 | 11.2% | 8.3% | 33.086 |
| 2024-25 Marketing Year | | | | | | | |

| Wheat | | | | | | | |
|-------------------------------|---------|-----------------------------|------------|-----------|---------------------|------------|---------------------------|
| Week Ending | Current | Wk Pace to Hit USDA Est. | Cumulative | | Percent of USDA Est | | Current In Million Bu. |
| | | | Current Yr | Year Ago | Current | 5 Year Avg | |
| 21-Nov | 360,513 | 292,011 | 10,686,139 | 8,147,916 | 47.6% | 46.2% | 13.247 |
| 14-Nov | 196,746 | 293,690 | 10,324,794 | 7,859,458 | 46.0% | 44.7% | 7.229 |
| 7-Nov | 353,407 | 291,810 | 10,110,592 | 7,481,410 | 45.0% | 43.4% | 12.985 |
| 31-Oct | 205,798 | 293,376 | 9,750,996 | 7,236,663 | 43.4% | 42.3% | 7.562 |
| 24-Oct | 294,657 | 292,210 | 9,509,254 | 7,122,345 | 42.4% | 41.3% | 10.827 |
| 2024-25 Marketing Year | | | | | | | |

Top Destinations

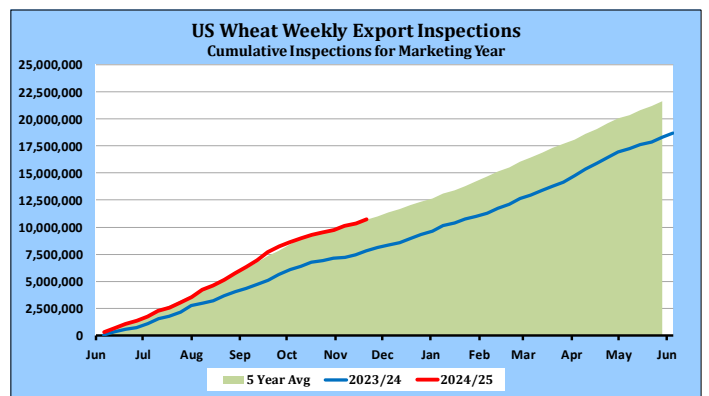
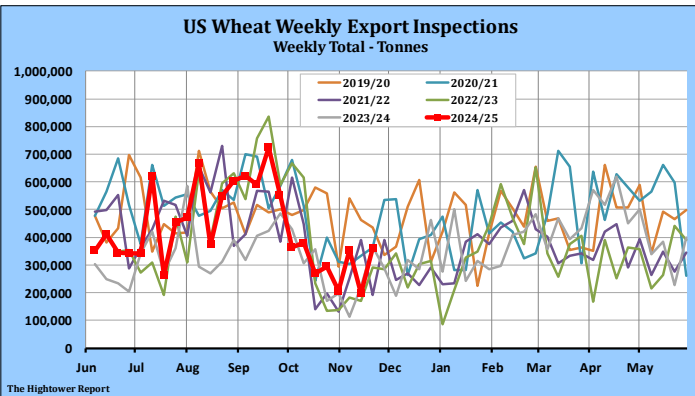
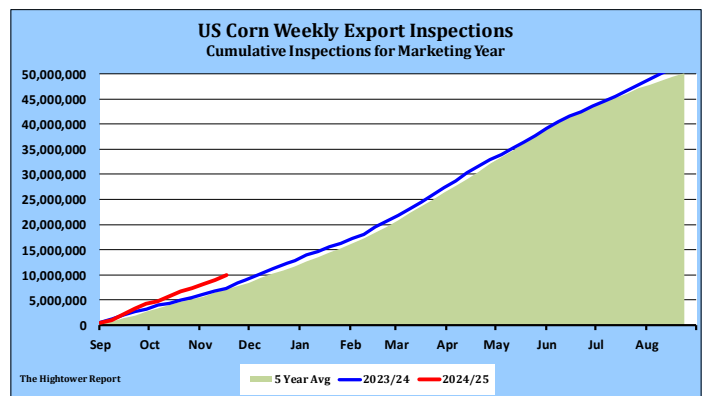
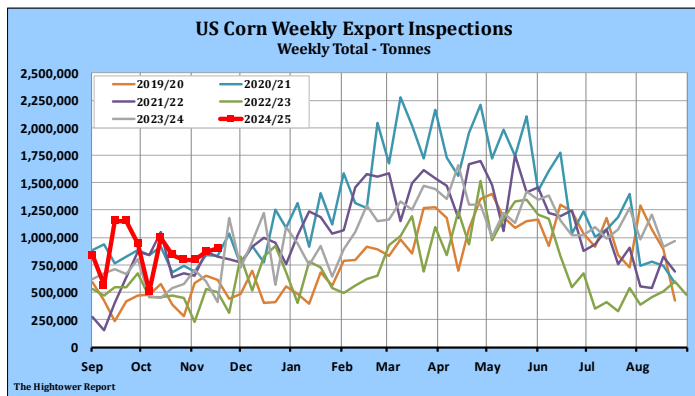
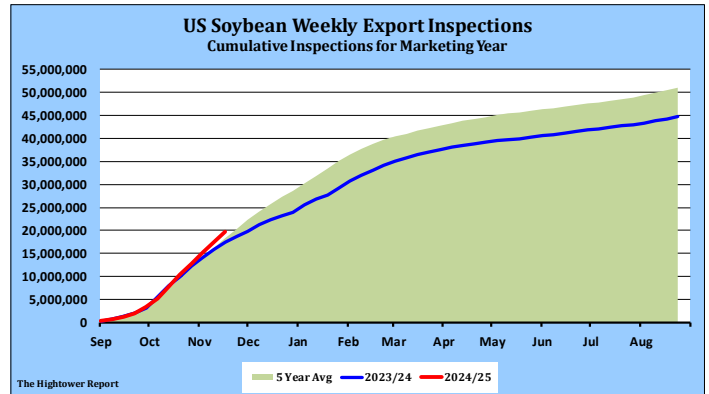
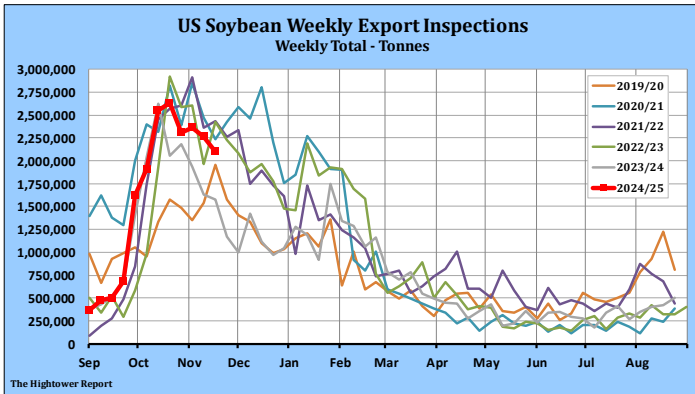
| Soybeans | |
|----------|-----------|
| Total | 2,102,002 |
| China | 1,230,717 |
| Mexico | 205,727 |
| Egypt | 112,929 |
| Vietnam | 82,139 |
| Italy | 70,715 |

| Corn | |
|-------------|---------|
| Total | 903,049 |
| Mexico | 406,285 |
| Japan | 219,705 |
| Colombia | 164,970 |
| UK | 21,244 |
| El Salvador | 20,626 |

| Wheat | |
|-------------|---------|
| Total | 360,513 |
| Japan | 138,621 |
| Philippines | 57,523 |
| Mexico | 42,611 |
| Egypt | 38,100 |
| Guatemala | 25,985 |

See Charts on Page 2!

This report includes information from sources believed to be reliable and accurate as of the date of this publication, but no independent verification has been made and we do not guarantee its accuracy or completeness. Opinions expressed are subject to change without notice. Any information or recommendation contained herein: (i) is not based on, or tailored to, the commodity interest or cash market positions or other circumstances or characterizations of particular investors or traders; (ii) is not customized or personalized for any such investor or trader; and (iii) does not take into consideration, among other things, risk tolerance, net worth, or available risk capital. Any use or reliance upon the information or recommendations is at the sole discretion and election of the subscriber. The risk of loss in trading futures contracts or commodity options can be substantial, and traders should carefully consider the inherent risks of such trading in light of their financial condition. Any reproduction or retransmission of this report without the express written consent of The Hightower Report is strictly prohibited.



This report includes information from sources believed to be reliable and accurate as of the date of this publication, but no independent verification has been made and we do not guarantee its accuracy or completeness. Opinions expressed are subject to change without notice. Any information or recommendation contained herein: (i) is not based on, or tailored to, the commodity interest or cash market positions or other circumstances or characterizations of particular investors or traders; (ii) is not customized or personalized for any such investor or trader; and (iii) does not take into consideration, among other things, risk tolerance, net worth, or available risk capital. Any use or reliance upon the information or recommendations is at the sole discretion and election of the subscriber. The risk of loss in trading futures contracts or commodity options can be substantial, and traders should carefully consider the inherent risks of such trading in light of their financial condition. Any reproduction or retransmission of this report without the express written consent of The Hightower Report is strictly prohibited.